

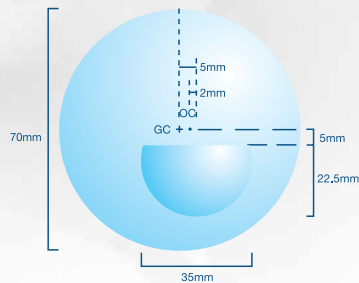
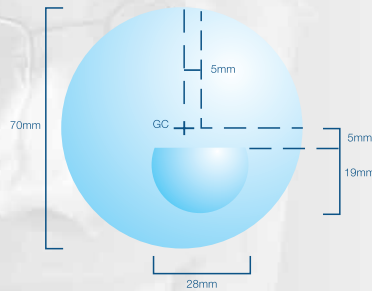
Hard Resin

Flat Top 28

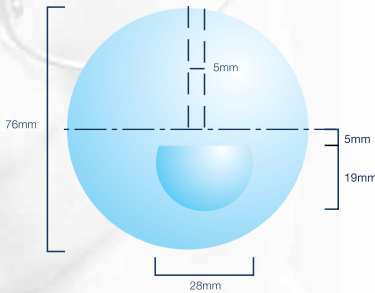
Diameter	70mm
Base Curves	0.50, 2.00, 4.25, 5.25, 6.25, 8.25, 10.50
Additions	0.75D to 4.00D in 0.25D steps 4.50D to 6.00D in 0.50D steps
Power Range	+9.50 to -9.75 sph, cyl to -4.00
Segment Size	28mm
Segment Placement	5mm in, 5mm down

Flat Top 35

Diameter	70mm
Base Curves	0.50, 2.00, 4.25, 6.25, 8.25, 10.50
Additions	0.75D to 4.00D in 0.25D steps
Power Range	+9.50 to -9.75 sph, cyl to -4.00
Segment Size	35mm
Segment Placement	5mm in, 5mm down



SEMI FINISHED BIFOCAL



Polycarbonate

Flat Top 28

Diameter	76mm
Base Curves	0.75, 2.75, 4.75, 6.75, 7.75
Additions	1.00D to 3.50D in 0.25D steps
Power Range	+8.00 to -10.00 sph, cyl to -4.00
Segment Size	28mm
Segment Placement	5mm in, 5mm down

Hard Resin

7 X 28

Diameter	70mm
Base Curves	2.00, 4.25, 6.25, 8.25, 10.50
Additions	1.50D to 4.00D in 0.25D steps 4.50D to 6.00D in 0.50D steps
Power Range	+9.50 to -7.25 sph, cyl to -4.00
Segment Size	7mm, 28mm
Segment Placement	5mm in, 1mm down

